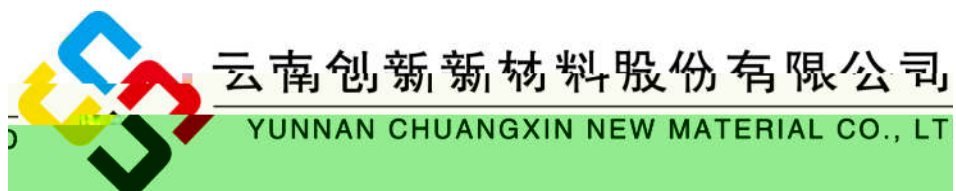


002812

2017-021



2017


2017 03

Paul Xiaoming Lee

10

10

.....	7
.....	11
.....	14
.....	28
.....	50
.....	57
.....	57
.....	58
U....	66



		http://www.cninfo.com.cn
		2017 1 1 2017 12 31
		2016 1 1 2016 12 31
		" "
BOPP		
		BOPP "BOPP "
		BOPP "BOPP "
		250 / 10 / 20 /
		2017

OR	Đ

125



	91530000727317703K



241,307,127.58

505,715,620.00

1

BOPP 2

BOPP

1

CNAS-CL01

4

2017		54.34%	74.59%
2017	18.22%		17.18%

1 2017

1,220,269,977.91

OA

ERP

1

“ ” “ ”

2

1

	2017	2016	

2

10%



5: 0 60 30 0 0 7 2 5. 2 0 4 0 0 (T 20 =)6 4C 75 20 . 20 18 2 h. 8 6 5 6 6 8 7. D8 615 804 7 .5 5 7 5 6 6 T6 51 0 81 " 3S:7C 0[m(15 .0 "0 02 0 0 "1 1) 9 S. 9 0 5

xy_u



29.69

36.87

-19.48%

7

8

	377,015,689.95
	30.90%
	0.00%

3

	2017	2016		
	30,368,609.57	34,401,546.55	-11.72%	
	124,921,945.84	101,222,458.70	23.41%	
	-4,232,141.21	4,311,759.79	-198.15%	

4

1				
2				
3				
4	12 μ PET		12 μ PET	
5			“ ”	
6				

7

	98,518,695.00	743,586,552.53	-86.75%
	-24,888,195.00	453,861,048.47	-105.48%
	-196,061,324.51	490,317,851.97	-139.99%

2

3

	45,167,053.43	
	143,272,903.67	
	25,809,972.22	
	214,249,929.32	

1

2

3

4

5

1

--	--	--	--	--	--	--	--	--

2016

74,776.70

1

2

10%

		Bopp	140,980,000.	389,974,279.	267,085,943.	382,787,190.	56,554,904.7	50,164,145.6
			00	87	26	95	9	8
			138,210,800.	453,991,329.	338,809,130.	262,807,533.	67,332,615.3	59,669,667.2
			0	11	05	18	0	4

1						
2017			“	”	2017	2017
4737.8		0.8%	11145.1		3.24%	
2018						
			3500		600	4730
	11306					4750
2						
						10%
GDP						
1						
2					PET	
3						

1

2017 06 14			2017 6 14 2017 6 14
2017 06 21			2017 6 21
2017 08 25			2017 8 25
2017 12 19			2017 12 19

1

2

3

4

1
80%
2
40%
3
20%


4

1

3					
2015	8000.00	2015 12 31	040	10	7.97
2016	10,041	2016 12 31	8	10	7.50

--	--	--	--	--	--

2017			2017	12	31	136,450,000
10		11.00				150,095,000.00
10	10		272,900,000			



36

6

36

25%


6

20


36

5

4



3 20 1
10 " "
2,000 3 20 2



			30% 4			
			5 6	3		
			1			
			2			
			5%	3		
			1			
			2			
			1			
			1		2	
				3		
			2			2016 09 14
				3		
				4		

5

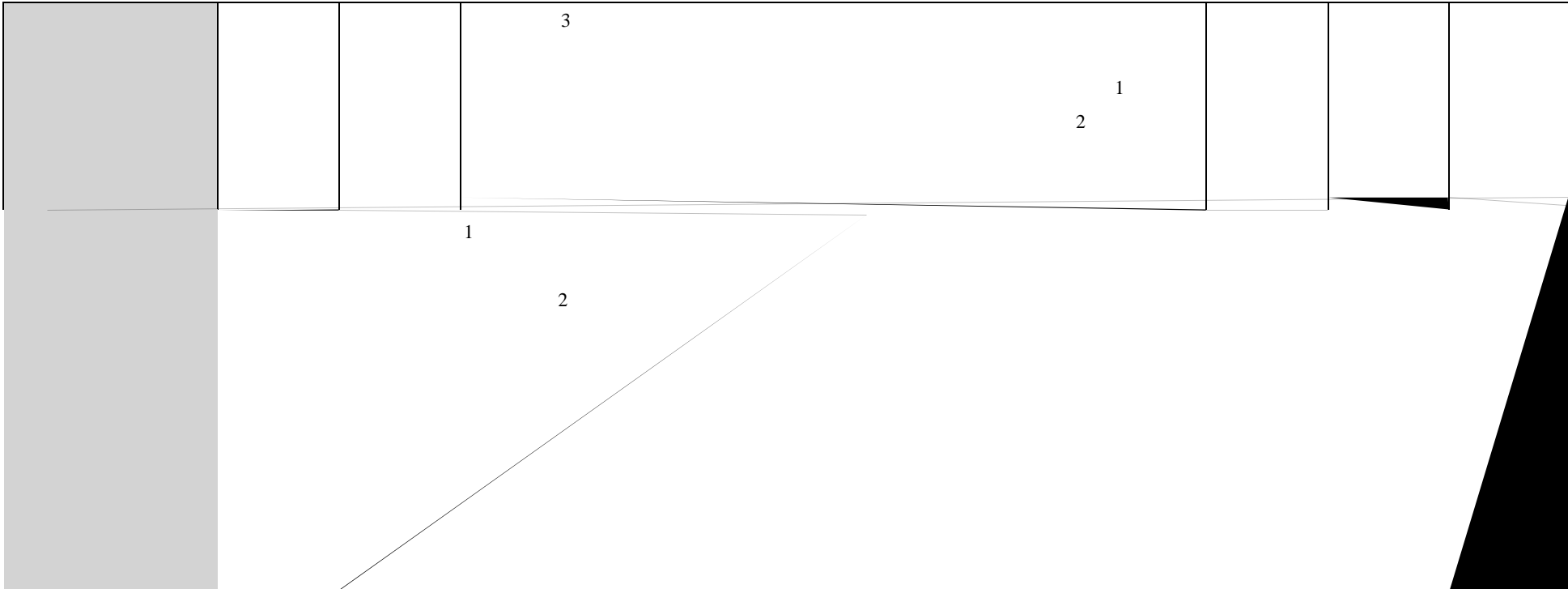
1

9 5000` TD [(T3 0` ì T3 0` K)]TJ ET 121 1 sc 271.8 350.836 -T BT 99 /F50: ô õ 8w » Þ Tm /F5 1 Tf 0 0 0 s9 0 0 Tm /F5 1 Tf 0
~ TM 4137410040 SC 50D 4407 Ö -þ “ TD [(ô õ 3 0õ ö K)]TJ ET 1 1 1 sc 271.8 350.836 -T BT 99


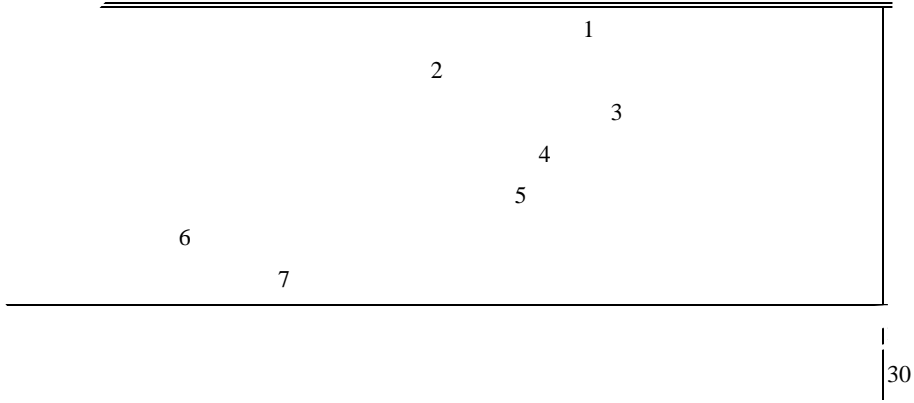
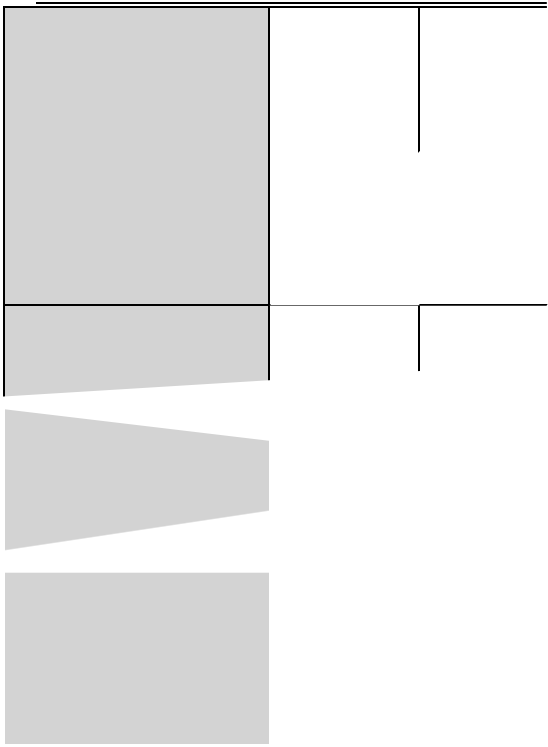
1

: ô õ ö 3 8 Ö Ö 3000õ 95.102 TD [(Š ß)]TJ ET BT 9 0 -0 9 0 0 Tm /F5 1 Tf 0 0 0 sc 0 0 0 SC 4000õ 95.102 TD

2



3



	50
	6

0

		0	0	160,000	160,000
--	--	---	---	---------	---------

1

--	--	--	--	--	--	--	--	--	--	--	--	--	--

-- 3,074.57 66.97% 4,000 16.42 2017
04 06
/kg

2017

2

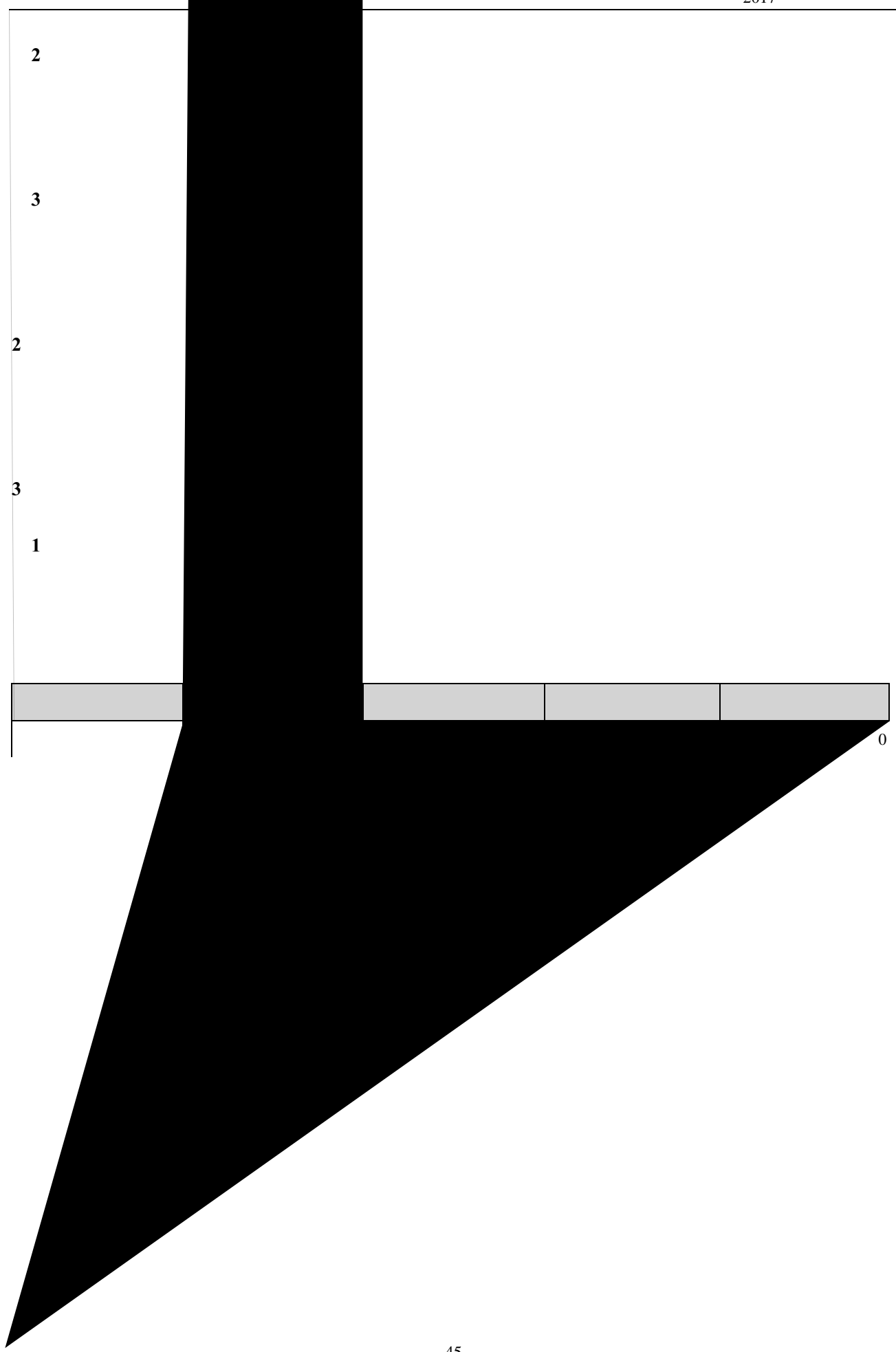
3

4

5

2017 5

--	--	--



4

1

1

2

2

1

2

20

“ ”

6 2017

17

3

		/
	—	—
1.		20
	—	—
	—	—

4

3

1

2

3

2017

2017 2 6	2017-007		
2017 2 20	2017-009		

1


2017 2 2017 4 20 20172016

2

2017 6 1		2017	2017	2,570,000	2017
2017 6 8	2017			2017 6 8	
6 9		133,880,000	136,450,000		
			2017		
2017-079					

3

1



		1.33%	1,813,600	11,600	0	1,813,600	
UBS AG		1.16%	1,587,285	1,587,285	0	1,587,285	
		1.09%	1,485,954	1,485,954	0	1,485,954	

10

8 ° /

.09%

Paul Xiaoming Lee

Yan Ma

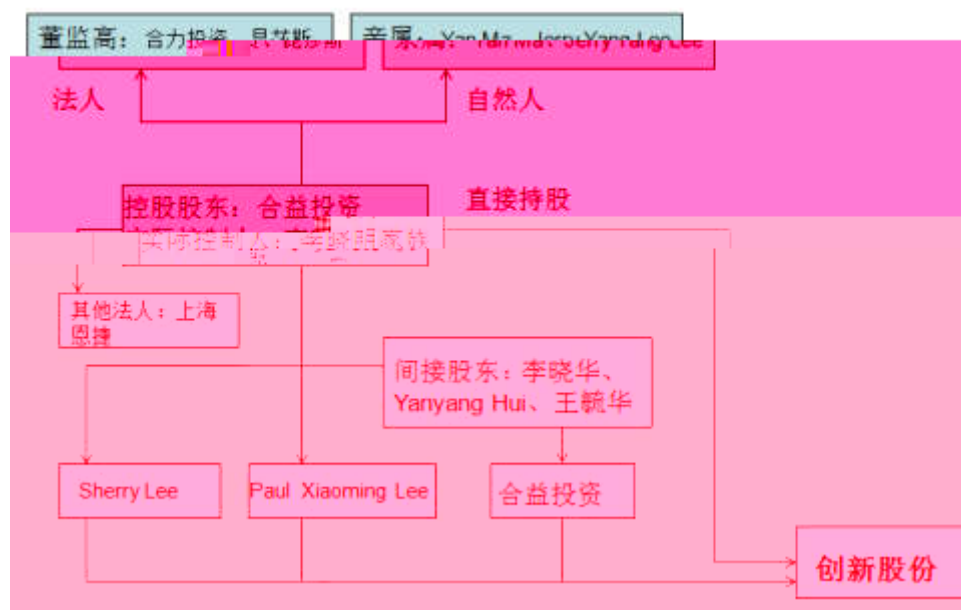
Yanyang Hui

Sherry Lee

2

--	--	--

控股股东、实际控制人及其关联人



4

10%

				2017 48 04 20	2020 04 19	0	0	0	0	0
				2011 41 04 20	2020 04 19	0	0	0	0	0
				2011 59 04 20	2020 04 19	0	0	0	0	0
				2011 40 04 20	2020 04 19	0	0	0	0	0
				2012 48 03 23	2020 04 20	0	160,000	0	0	160,000
				2016 39 10 27	2020 04 19	0	160,000	0	0	160,000
	--	-9 9								

1993 1998 1995 2012
2012 2017
2017 9

1 1977 1996
2008 2006

2 1959 1978 1996
1996

3 1978 1998 2003
2004

1 1962 1993 2 1996 4 University of
Massachusetts World-Pak Corporation 1996 4
2006

2 1970 MBA 1994 2010
2010

10 3 1979
2002 7 2005 12 2006

1 2011 11 2011 12 2014 10



2017

3

Paul Xiaoming Lee			60		70.98	
			56		70.78	
Yan Ma			59		0	

				/						
--	--	--	--	---	--	--	--	--	--	--

2

“ ”

3

2017

96

86

10

2017

410

3351

4

3

8

6

	1	1	0	0	0	
	1	1	0	0	0	
		1	2	2	2	1
		1				

2

1

2

	2018 03 07			
	2018 3 7	http://www.cninfo.com.cn		2017
	100.00%			
	100.00%			
	0.5%	0.25%	0.25%	0.25%
	1%	0.5%	0.5%	0.5%
	1.5%	1%	1.5%	1%
	1.5%		1.5%	
	0			
	0			
	0			
	0			

	2018 03 06
	[2018]002631

38,


31,

		383,0
--	--	-------

34,

32,


		1,164,
--	--	--------

	3,343,289.84	3,585,395.22
---	--------------	--------------



	136,450,000.00	

	237,461,724.52	510,455.20
	751,165,190.02	689,481,165.68



3

	1,220,269,977.91	1,146,169,798.78
	1,220,269,977.91	1,146,169,798.78

“ ”	180,732,800.56	192,876,367.94
	24,809,337.99	27,484,426.75
“ ”	155,923,462.57	165,391,941.19
“ ”	155,923,462.57	165,391,941.19
“ ”		
	155,923,462.57	165,391,941.19

“ ”

“ ”		
1.		
2.		
1.		
2.		
3.		
4.		
5.		
6.		
	84,732,416.09	92,674,693.28

	561,823,156.41	176,973,834.69
	-343,073,477.59	-74,576,299.53
	73,630,500.00	783,766,800.00
		413,680,801.00
	73,630,500.00	1,197,447,601.00
		628,828,243.00
	98,518,695.00	83,020,722.28
		31,737,587.25
	98,518,695.00	743,586,552.53
	-24,888,195.00	453,861,048.47
	-196,061,324.51	490,317,851.97
	588,165,218.31	97,847,366.34
	392,103,893.80	588,165,218.31

6

	381,724,445.18	353,713,111.55
	16,869,549.04	8,790,034.15

	398,593,994.22	362,503,145.70
	217,088,420.88	260,100,924.39
	47,557,261.17	48,045,756.37
	32,204,147.63	28,064,317.92
	25,746,105.52	28,784,180.56
	322,595,935.20	364,995,179.24
	75,998,059.02	-2,492,033.54
		9,000,000.00
	5,222,215.61	50,004,310.18
	71,344.29	1,738,334.20
	76,358,265.15	
	81,651,825.05	60,742,644.38
	38,995,399.37	59,787,677.59
	236,000,000.00	115,845,700.00
	72,374,316.34	
	347,369,715.71	175,633,377.59
	-265,717,890.66	-114,890,733.21

	-27,408,329.61	491,697,394.82
	-217,128,161.25	374,314,628.07
	377,978,575.66	3,663,947.59
	160,850,414.41	377,978,575.66

1	33,480,000.00				714,287,000.00								747,767,000.00
2													
3													
4													

1	2,570,000.00				1,060,500.00						73,630,500.00
2											
3					25,082,6'						

	136,450,000.00				1,101,053,354.39	71,739,195.00			69,845,237.52	179,202,986.70	1,414,812,383.61

	100,400,000.00				290,623,205.71				52,104,526.58	199,946,588.27	643,074,320.56

3												
4												

1

“ ”

15 —

2014

2

12

1

2

1 1 12 31

3

1 1 12 31

4

5

1.

- 1
- 2
- 3
- 4

2.

1 .

2 .
1

2

- A.
- B.
- C.
- D.

3 .

4 .

7

- (1)
- (2)
- (3)

2.

- (1)
- (2)
- (3)
- (4)
- (5)

8 —

8 —

8

9

10

1.

2.

1

1

2

3

1

2

3

4

2

3

1 ()

2

3

4

5

3.

1

2

1

2

4.

5.

6.

- 1
- 2
- 3
- 4
- 5

11**1**

	500	50

2

1 1	5.00%	5.00%
1 2	10.00%	10.00%
2 3	20.00%	20.00%
3 4	50.00%	50.00%
4 5		

2

1

1

2

1

2

3

4

5

15

			1/ *100
	20	5-10	4.50-4.75

16**1**

1

2

2

		20	5-10	4.5-4.75
		10-13	5-10	6.92-9.5
		5	5-10	18.00-19.00
		5	5-10	18.00-19.00
		5	5-10	18.00-19.00
		5	5-10	18.00-19.00

3

1

2

3

4

5

17

18

1

2

3

3

23

1

1

2

	3	
	10	

24

1

2

3

4

25

1

2

26

1

2

3

4

5

1
6

2

3

4

- 1
- 2
- 3

2

30 /

()

1

1

2

2

1

2

3

31

1

1

2

2

1

2

32

1
2
3

33

1

2

34

1

		17% 13% 6%
		7%
		15%

	15%
	15%
	15%

	15%
--	-----

2

15%

15%

15%

2011 58

2016 2

15%

3

1

3

4

1

	33,432,402.42	30,695,303.30
	5,000,000.00	1,100,000.00
	38,432,402.42	31,795,303.30

2

--	--

3

	144,065,432.11	
	144,065,432.11	

4

--	--

5

1

--	--	--

	437,159, 338.44	99.78%	9,075,40 3.38	2.08%	428,083,9 35.06					



	724,957.58	1-2	
--	------------	-----	--

2

		(%)		
--	--	-----	--	--

1

--	--	--	--

2

213,179.60

--	--	--

3

--	--

--	--	--	--	--

4

	3,924,862.70

		277,200.00	6		7.06%
		170,000.00	6		4.33%
		100,000.00	6		2.55%
		100,000.00	6		2.55%
		1,147,200.00			25.23%

6

7

8

1

2

14

1

2



2



18

1

1.	7,396,916.04			7,396,916.04
2.	4,474,886.78			4,474,886.78
1	466,202.08			466,202.08
2 \	4,008,684.70			4,008,684.70
3				
3.				
1				

3				
1				
2				
4.				

992,758.45

20,011.12

1,010,769.57

*	2,105,695.50	496,472.26		1,609,223.24	
**	9,135,247.28	3,162,200.40		5,973,046.88	

	2,375,000.00		2,375,000.00			
	6,488,391.31		6,488,391.31	7,801,052.14		7,801,052.14

2

--	--	--	--	--	--	--	--	--	--	--	--	--	--

-

30



	56.00		557,666. 98	557,666. 98			99.58%	100.00				
	50.00		427,350. 40	427,350. 40			85.47%	100.00				

38.00	324,786. 32	324,786. 32	85.47%	100.00
-------	----------------	----------------	--------	--------

22



23


1

2


24

25

1



f



465,733.07			459,713.07	13,925,446.14
726,368.33			44,576.88	1,770,945.21
726,368.33			44,576.88	1,770,945.21
,192,101.40			504,289.95	15,696,391.35

--	--	--	--	--

27

1

--	--	--	--	--

2

--	--	--	--	--

28

	3,129,419.03	644,902.83	1,322,208.14		

	5,923,636.06	888,545.41	4,688,333.58	703,250.04
	25,082,648.68	3,762,397.30		
	45,007,816.37	6,751,172.45	19,413,407.93	2,912,011.20

2

3

		6,751,172.45		2,912,011.20

4

--	--	--	--

5

--	--	--	--

30

1		1,350,000.00	1,350,000.00
2			1,965,811.96
3			4,201,631.45
4		4,575,541.23	7,276,555.22
		99,377.60	148,089.61
		6,024,918.83	14,942,088.24

1

1300

2

1,965,811.96

35

1

2

1



5	324,059.27	1,442,914.30	1,178,546.63	588,426.94
	548,911.62	97,558,807.06	97,294,439.39	813,279.29

3

1		13,414,677.64	13,414,677.64	
2		451,869.30	451,869.30	
		13,866,546.94	13,866,546.94	

38

		11,955,257.31	10,701,284.83
		13,074,518.59	10,615,054.46
			185,366.60
			752,785.63
			67,134.86
			297.08

	1,891,305.00	
	1,891,305.00	

1

2017 6 1

2017

84

44

		4,619.23
		4,619.23



47

1

--	--	--

48

1

--	--	--


2

--	--	--

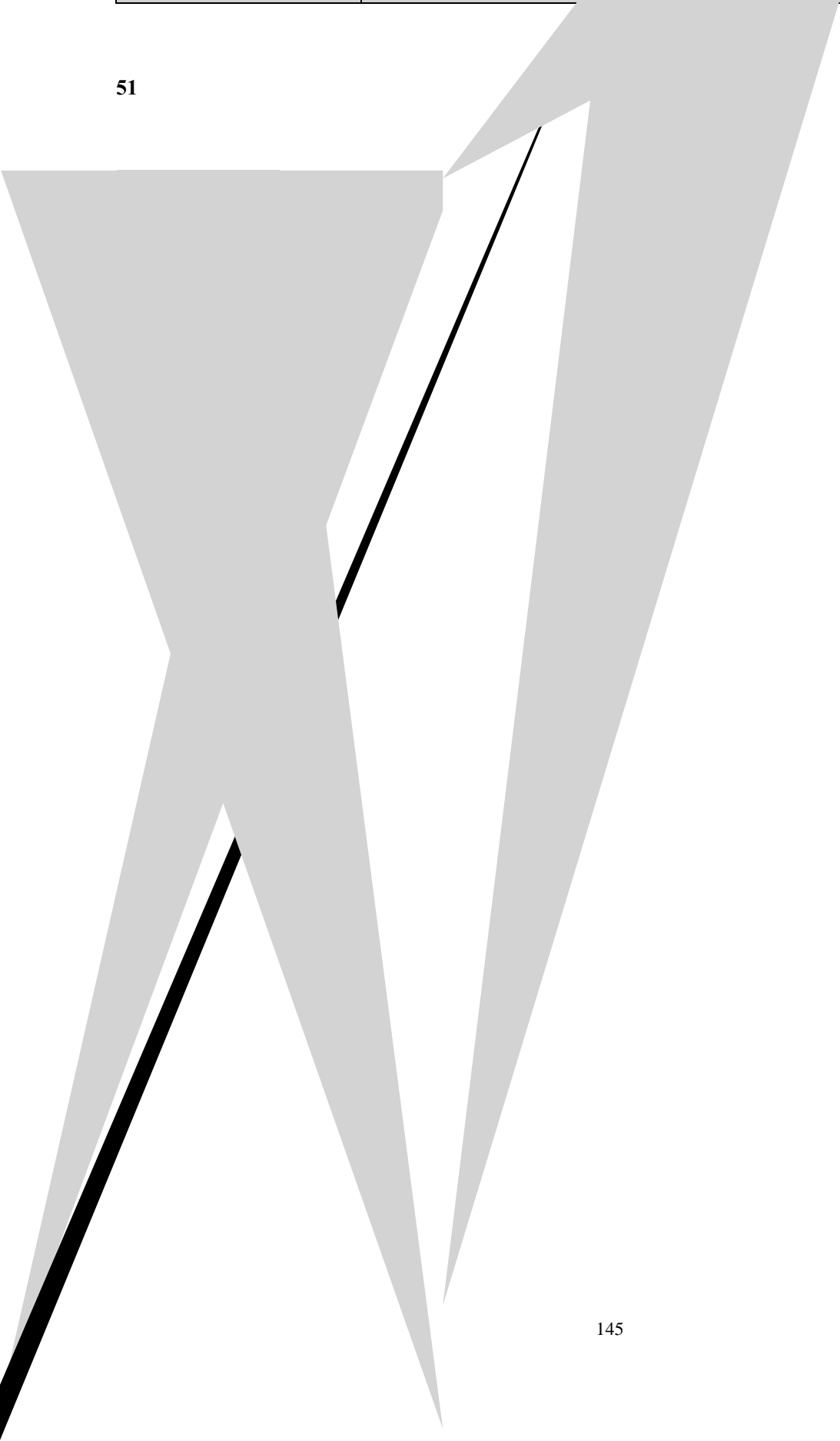
--	--	--

--	--	--

50



51



--	--	--

53

		+ —					
	133,880,000.00	2,570,000.00				2,570,000.00	136,450,000.00

54

1

2

55

	951,559,743.80	71,060,500.00		1,022,620,243.80
		25,082,648.68		25,082,648.68
	951,559,743.80	96,143,148.68		1,047,7

		71,739,195.00		71,739,195.00
		71,739,195.00		71,739,195.00

57



		155,923,462.57	165,391,941.19
		8,473,241.61	998,210.17
		100,410,000.00	80,000,000.00
		445,015,797.31	397,975,576.35

1)			0.00
2)	0.00		
3)	0.00		
4)		0.00	
5)	0.00		

61

63

	5,711,279.97	5,003,272.47
	5,517,417.91	6,447,694.82

		4,071,808.75
	25,082,648.68	
	2,339,981.83	3,720,533.72
	124,921,945.84	101,222,458.70

65

		5,973,376.25
	4,418,105.02	2,085,294.14
	-80,123.53	-76,556.67
	266,087.34	500,234.35
	-4,232,141.21	4,311,759.79

66

	2,454,805.27	1,336,642.38
	-105,599.23	2,322,367.53
	2,349,206.04	3,659,009.91

67

--	--	--

68

--	--	--

	9,189,643.38	1,363,401.00
--	--------------	--------------

69

		/	
	46,057.94		649,609.50
	46,057.94		649,609.50
	74,846.33		142,224.84
	74,846.33		142,224.84

1

	8,000.00	
2017	5,829.60	
2016 “ ”	3,100.00	
2016	2,800.00	
	2,000.00	
	9,309,419.15	

71

		15,290,100.53	

353,718q 4©



	3,748,983.47	6,851,824.23
	21,538,972.37	24,330,419.18
	24,546,884.15	28,508,473.87
	266,087.34	500,234.35
	3,240,972.97	722,260.78
	56,515,831.00	69,704,010.85

3



1	--	--
	155,923,462.57	165,391,941.19
	2,349,206.04	3,659,009.91
	53,236,212.51	44,209,839.40
	1,770,945.21	1,770,945.23
	1,562,453.98	741,290.97
“ ”	28,788.39	-507,384.66
“ ”		5,973,376.25
“ ”	-9,189,643.38	-1,363,401.00
“ ”	-3,839,161.25	200,612.35
“ ”	2,267,678.87	-21,121,394.39
“ ”	-55,815,587.35	-64,157,139.91
“ ”	-1,476,656.19	-23,764,592.31
	171,900,348.08	111,033,103.03
2	--	

3




79

1

	436,556.55	6.5342 {	2,852,547.82
	19,279.75	7.8023	150,426.39
	218,007.25		

3




4

5


6

2


1



2



3



--	--	--

3

4

5

6

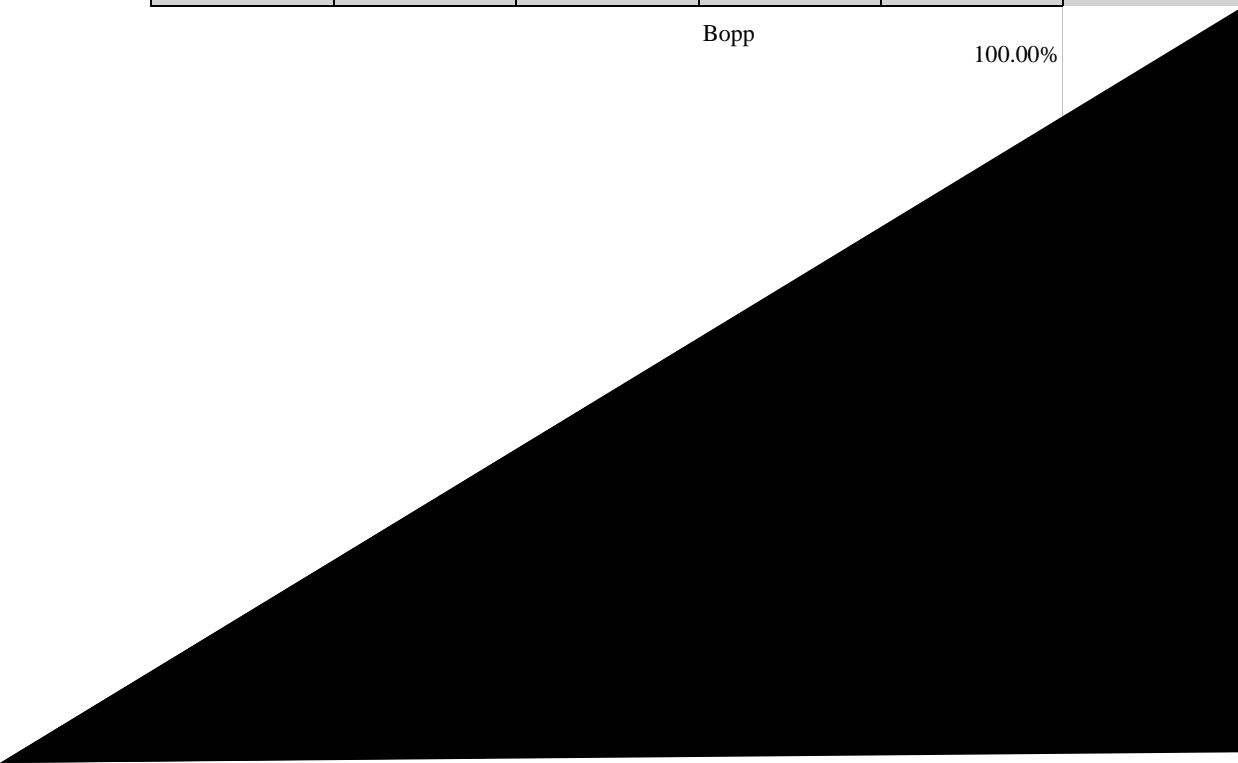
1

1

--	--	--	--	--	--	--

Bopp

100.00%



2

--	--	--	--	--

3

4

5

2

1

2

--	--

3

1

--	--	--	--	--	--

	--	--
	--	--
	--	--

5

6

--	--	--	--

7

8

4

				/

5

6

	272,659,657.81	272,659,657.81	272,659,657.81		
--	----------------	----------------	----------------	--	--

1.

1

2 2017 12 31

	2,852,547.82	150,426.39	3,002,974.21
	1,424,502.97		1,424,502.97
	4,277,050.79	150,426.39	4,427,477.18
	1,172,480.51		1,172,480.51
	1,172,480.51		1,172,480.51

	1,289,312.21

3

2017 12 31

275,289.7

10%

w' ..O

	--	--	--	--
	--	--	--	--

2

3

4

5

6

7

8

9

1



3



3

		2,285.72	2,323.81
		3,103.55	3,234.52
		22,266.44	23,238.10
		27,655.71	28,796.43

--	--	--	--

4

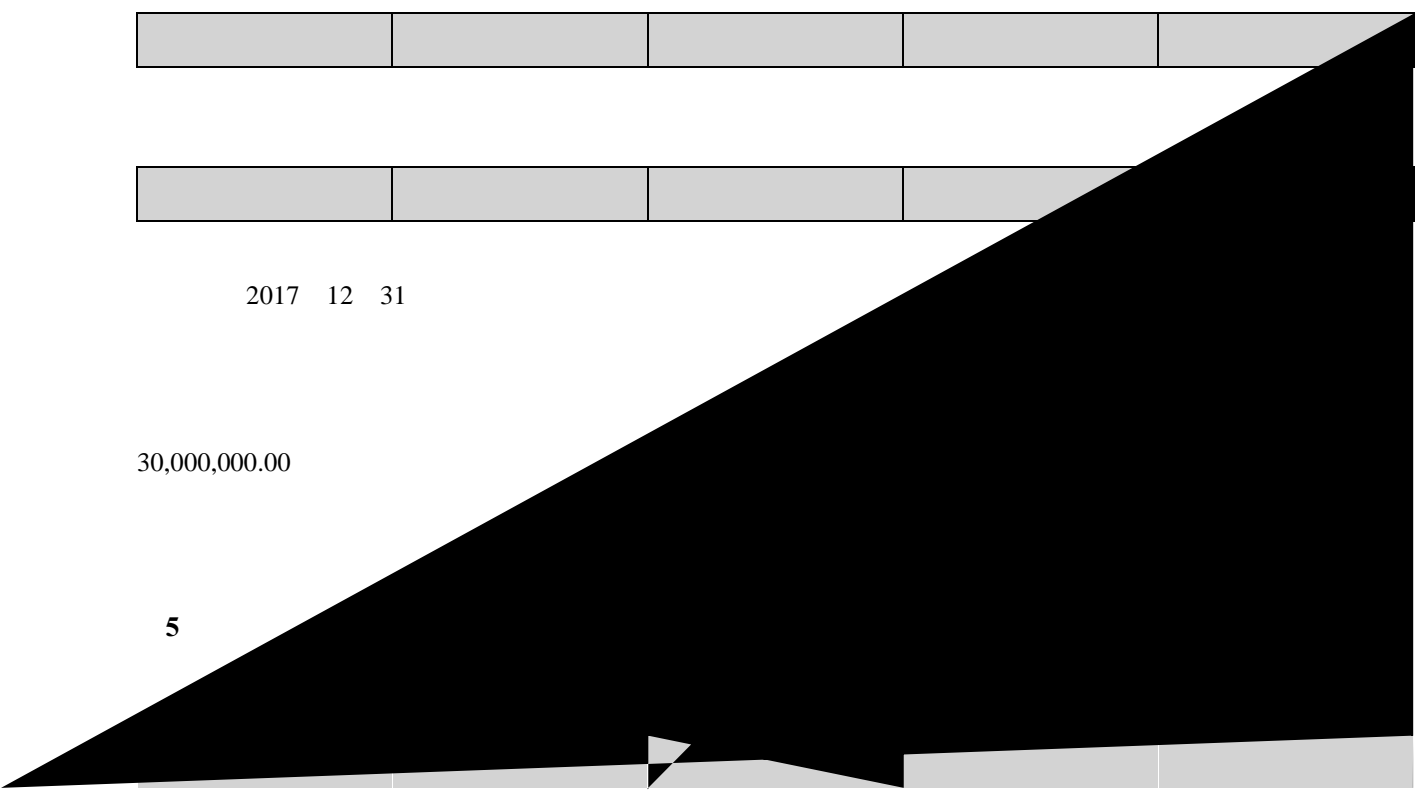
--	--	--	--	--

--	--	--	--

2017 12 31

30,000,000.00

5



6

--	--	--	--

7

	4,085,697.61	5,131,846.19

8

6

1

				825.00	
				600.00	

2

		6,226,126.32	5,652,564.48
		1,890,000.00	4,260,000.00

7

8

1

2,570,000.00

0.00

0.00

28.65

2017 6 1

4

5

1

1)

2017 5 2

<

>

2

3

4

1

1

--	--	--	--

2

--	--	--

2

3

1

2

4


5



6

1

2



3

4

7

8

2

770,178.15

--	--	--

3

--	--

--	--	--	--	--	--

4

		(%)	
	36,397,959.64	21.63	
	12,808,321.50	7.61	
	6,924,985.46	4.12	26,028.00
	6,408,814.56	3.81	
	6,063,804.00	3.60	
	68,603,885.16	40.77	26,028.00

5

6

2

1

--	--	--

3



6

--	--	--	--	--

7**8****3**

	546,199,014.77					


3

4

	381,736,234.31	267,568,403.50	371,480,17°	

	50,000,000.00	40,000,000.00
	5,222,215.61	4,310.18

2



2017